

## The Phenomenon of Migration in Romania

Simona-Andreea Apostu  
The Bucharest University of Economic Studies, Romania  
[simona.apostu@csie.ase.ro](mailto:simona.apostu@csie.ase.ro)

### Abstract

*Migration is a phenomenon that has existed since ancient times, recording different trends. In Europe, the number regarding migration grew after the fall of the Berlin Wall and the fall of the socialist regimes. In Romania, migration increased after the fall of communism, in 1989. Although there was migration also during the communist period, it was controlled and registered low intensity. In Romania, migration differs according to areas, nationality and country of destination. The purpose of this study is to establish if the migration is related to the nationality and country of destination and to cluster the counties of Romania according to migration.*

**Key words:** migration, nationality, cluster, Romania

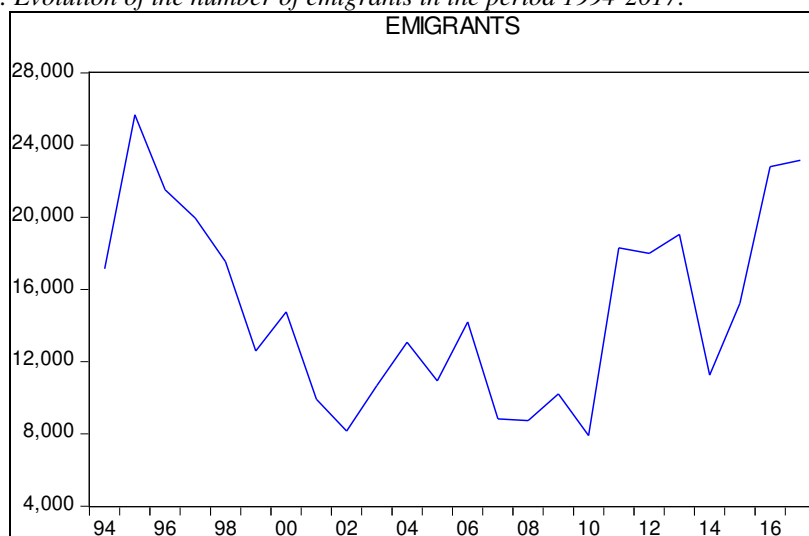
**J.E.L. classification:** C22, C38, F22

### 1. Introduction

Freedom of movement has been stipulated for more than half a century in the Universal Declaration of Human Rights (Article 13: "Everyone has the right to move freely and to establish his residence in the territory of any state" and "Everyone has the right to leave a country, including the one of origin, and to return to his country").

In Romania, the migration increased after the fall of communism in 1989. Although migration existed also during the communist period, it was controlled and registered small values. After 1989, the number of emigrants increased. Some emigrants left permanently, some of them were actually repatriated, and others temporarily, in order to return to the country of origin. The number of definitive emigrants followed an increasing trend until 1996, after which this number decreased and oscillated in that area until 2010, and increased from 2011 to 2013 and from 2015 to these days (Figure 1).

Figure no. 1. Evolution of the number of emigrants in the period 1994-2017.



Source: Own Projection, using Eviews

The evolution of migration and the factors that influence migration are important research topics nowadays. The determinant factors are grouped into 3 categories: i) economic and demographic - high unemployment rate, low wages, high poverty gap, lack of jobs, unsatisfactory education and health care conditions; ii) political conflicts, corruption and poor governance; and iii) cultural and social discrimination, human rights abuse (Gurcinaite, 2014).

R.J. Hicks considered that labor migration results from "differences in net economic benefits, mainly wage differences, which are the main causes of migration". His statement was confirmed from a considerable number of studies in the USA (Greenwood, 1975).

The migration decision appears after a trial where the rational individual evaluates the benefits of international migration, the most important being the financial one. Analyzing the phenomenon of migration in the period 2008-2015 in Europe, it has been shown that the factor that most influences this phenomenon is the unemployment rate, the level of education, life expectancy and the value of the incomes are almost insignificant (Apostu, 2017).

Son and Noja (2012) analyzed the link between labor force migration and demographic, geographical and social variables. The results of the study highlight that migration is correlated with unemployment, employment, size and structure of the workforce, working conditions and level of education for the 7 EU countries in Central and Eastern Europe, including Romania. The results highlighted variables specific to the labor market, inequality and the relationship with the socio-demographic characteristics.

## 2. Data and method

The aim of the study is to analyze the phenomenon of migration in Romania after the communist period, taking into account the nationality and the destination countries, the regions from where emigrated and the time periods, using empirical data.

The population on which this study was conducted is represented by the people who emigrated from Romania between 1990-2017. The analyzed variables are the number of emigrants, nationality, country of destination and the county from where they emigrated.

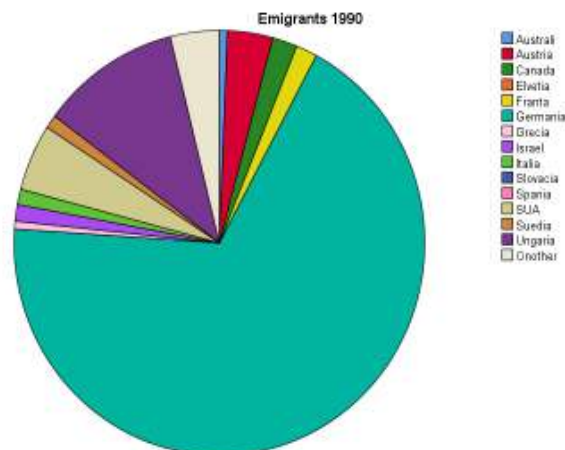
The data regarding these variables were collected for the period 1990-2017 using the online database of the National Institute of Statistics.

As methodology, descriptive analysis, maps and cluster analysis were used.

## 3. Findings

Analyzing the total number of emigrants in 1990, most migrated to Germany (68%), Hungary (almost 11%) and the USA (5%). Other countries where people emigrated are: Austria, Israel, Italy, France (Figure 2).

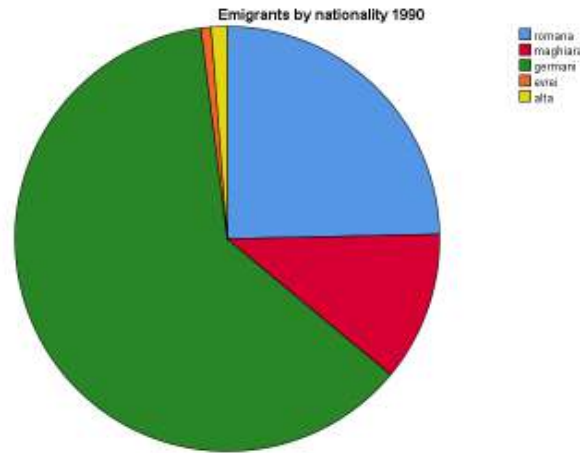
Figure no. 2. Number of emigrants in 1990 from Romania regarding the country of destination



Source: Own Projection, using SPSS

Analyzing the number of emigrants according nationality, most of them were of Romanian nationality, followed by those of German, Hungarian and Jewish nationality. This may explain that some of the emigrants from 1990 were actually repatriated, the connection between the country of destination and nationality being very strong. However, most of the emigrants were of Romanian nationality and emigrated to the USA, Austria, Italy and France, seeking a better life (Figure 3).

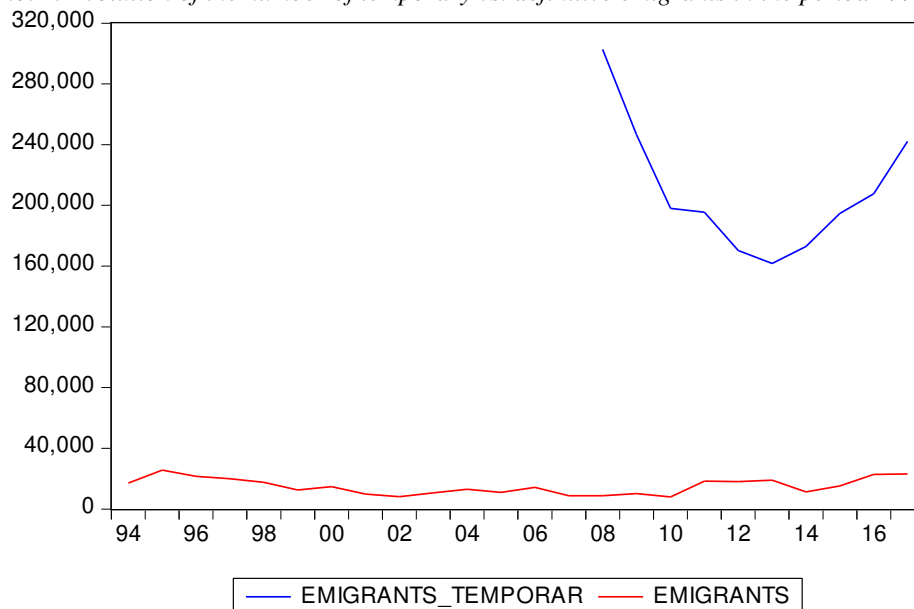
Figure no. 3. Number of emigrants in 1990 from Romania regarding nationality



Source: Own Projection, using SPSS

Some emigrants left the country permanently, and some emigrants left temporary, with the intention of returning to Romania. The number of temporary emigrants is much higher than the number of permanently emigrants, but the trend is similar, an increasing trend (Figure 4). This increase in the number of emigrants was due the freedom of movement, but also due the political uncertainty specific the post-communist period.

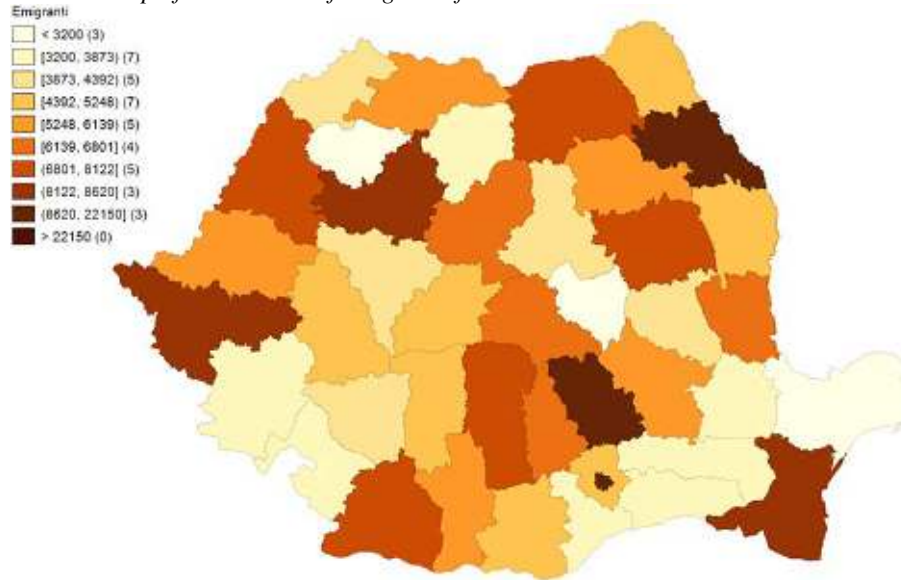
Figure no. 4. Evolution of the number of temporary vs. definitive emigrants in the period 1994-2017



Source: Own Projection, using SPSS

In 2017, Romania registered 242193 temporarily emigrants and 23156 permanently emigrants. Analyzing migration transversal, there are large differences between regions and counties for Romania. The highest number of emigrants in 2017 was registered in Iasi, Prahova and Bucharest counties, at the opposite pole being Covasna, Sălaj and Tulcea counties (Figure 5).


Figure no. 5. Map of the number of emigrants from Romania in 2017



Source: Own Projection, using SPSS

Cluster analysis was used to classify the counties of Romania according to the number of emigrants. Bucharest is an outlier, the difference from the rest of the counties is very large and forms a cluster alone. After eliminating it from the analysis, 3 homogeneous clusters can be formed (Figure 6).

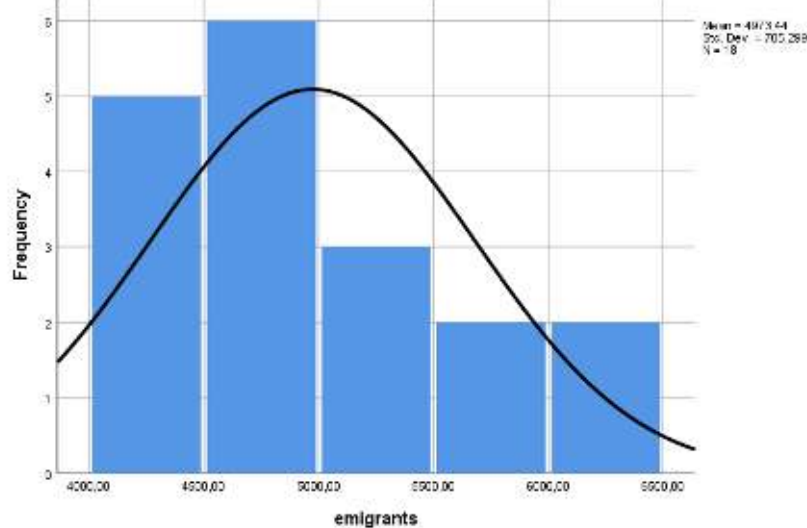
Figure no. 6. Dendrogram of the number of emigrants from Romania in 2017



Source: Own Projection, using SPSS

The first cluster includes the counties: Alba, Arad, Botoșani, Buzău, Dâmbovița, Galați, Gorj, Hunedoara, Ilfov, Maramureș, Neamț, Olt, Satu Mare, Sibiu, Teleorman, Vaslui, Vrancea and Vâlcea. This cluster contains 18 counties, the number of emigrants registering values between 4074 and 6393 persons, with an average of 4973.44 emigrants (Figure 7).

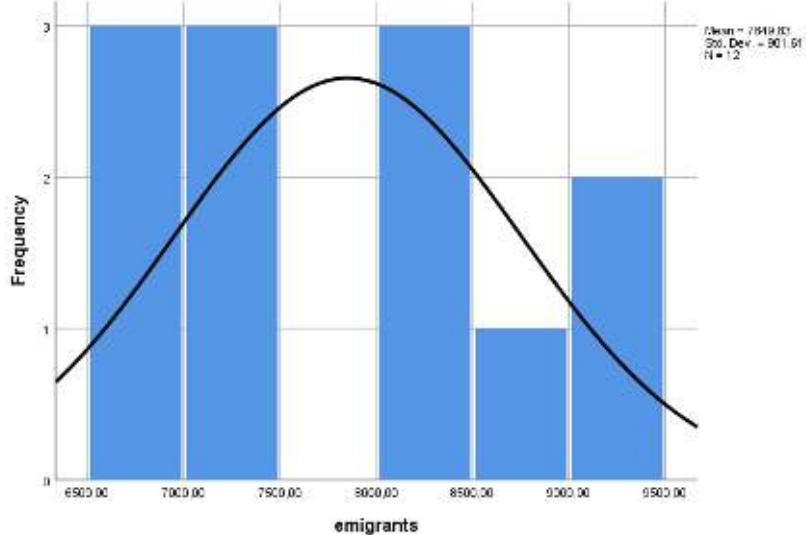
Figure no. 7. Histogram of the counties in cluster 1 from Romania in 2017



Source: Own Projection, using SPSS

The cluster 2 contains the counties: Argeș, Bacău, Bihor, Brașov, Cluj, Constanța, Dolj, Iași, Mureș, Prahova, Suceava and Timiș. This cluster includes 12 counties registering a minimum of 6680 emigrants and a maximum of 9201, and an average of 7849.83 emigrants (Figure 8).

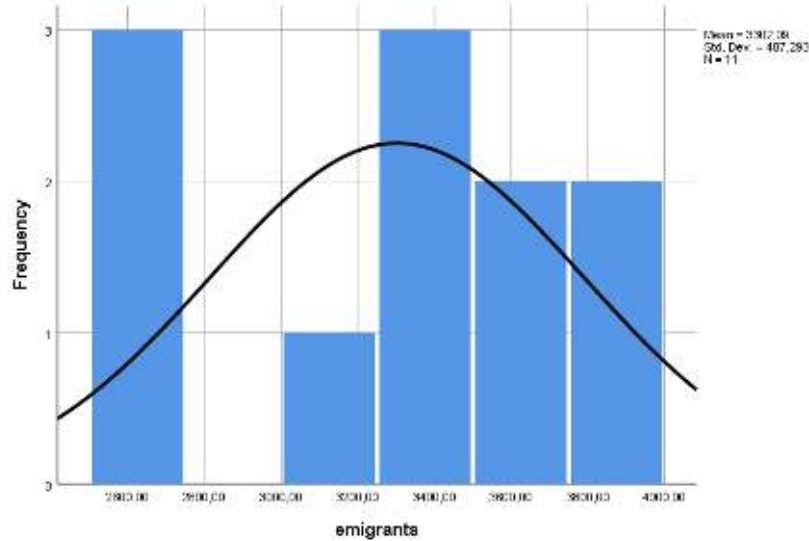
Figure no. 8. Histogram of the counties in cluster 2 from Romania in 2017



Source: Own Projection, using SPSS

Cluster 3 comprises the counties: Bistrița-Năsăud, Brăila, Caraș-Severin, Călărași, Covasna, Giurgiu, Harghita, Ialomița, Mehedinți, Sălaj and Tulcea. Cluster 3 comprises the counties with the lowest values of emigrants, registering a minimum of 2588 emigrants and a maximum of 3873 emigrants, the average being 3302.09 emigrants (Figure 9).

Figure no. 9. Histogram of the counties in cluster 3 from Romania in 2017



Source: Own Projection, using SPSS

#### 4. Conclusions

The phenomenon of migration has always in the world and also, in Romania. Before 1989, during the communist period, in Romania migration was controlled and recorded very low values. After the fall of communism, the borders were opened and besides many freedoms gained by the Romanians, there was also the freedom of movement. The result was an increase of the number of emigrants, a number that has increased until present, with small periods of decline.

According to the countries of destination, most Romanians migrated to Germany, Hungary and the USA. Regarding the nationality of those who emigrated, most were of Romanian nationality, looking for a better life, followed by those of Germanic, Hungarian and Jewish nationality. Except for the emigrants of Romanian nationality, we can say that the others were in fact repatriated, the link between nationality and country of destination being strong.

There are large differences between regions and counties in Romania. The highest number of emigrants in 2017 was registered in Iași, Prahova and Bucharest, at the opposite pole being Covasna, Sălaj and Tulcea counties.

As similarities regarding the migration phenomenon, the counties of Romania are divided into 3 clusters. The first cluster includes counties: Alba, Arad, Botoșani, Buzău, Dâmbovița, Galați, Gorj, Hunedoara, Ilfov, Maramureș, Neamț, Olt, Satu Mare, Sibiu, Teleorman, Vaslui, Vrancea and Vâlcea. The second cluster includes the counties: Argeș, Bacău, Bihor, Brașov, Cluj, Constanța, Dolj, Iași, Mureș, Prahova, Suceava and Timiș, and the third cluster contains: Bistrița-Năsăud, Brăila, Caraș-Severin, Călărași, Covasna, Giurgiu, Harghita, Ialomița, Mehedinți, Salaj and Tulcea.

So, migration in Romania, as in other regions, is closely related to the nationality and country of destination. Those who emigrate will prefer economically and politically stable countries, a high standard of living and a high life expectancy.

Subsequent developments in the study should enlarge the sample, and should also include social and economic factors. Moreover, depending on the possibilities of accessing the necessary specific data, the study can also be applied for Europe regions.

#### 5. References

- Apostu, S., 2017. The Factors That Influence Migration: Panel Analysis In The EU, *Romanian Journal of Regional Science*, 11 (2), p. 36-46.
- Greenwood, M.J., 1975. Research on Internal Migration in the United States: A Survey. *Journal of Economic Literature*, 13(2), p. 397-433.

- Gurcinaite, V., 2014. Labour Force Migration within EU: Analysis of Push and Pull Factors. *Central European University, Department of Economics*, Available at: [http://www.etd.ceu.hu/2014/gurcinaite\\_viktorija.pdf](http://www.etd.ceu.hu/2014/gurcinaite_viktorija.pdf).
- Son, L., Noja, G.G., 2012. Analiza macroeconometrică în panel a factorilor modelatori ai emigrației forței de muncă la nivelul Uniunii Europene [Macroeconomic analysis of modeling factors of labour migration at the European Union level]. *Economie teoretică și aplicată*, Vol XIX, 11 (576), p. 12-27.
- Article 13 of the Universal Declaration of Human Rights, Available at: <https://www.humanrights.com/course/lesson/articles-12-18/read-article-13.html>
- INS database, Available at: <http://statistici.insse.ro:8077/tempo-online/>